



# Next race is the 09th October 2016 @ (TBC) Flinders Uni




Race Plate	PIC	Rider	Laps	Lap 1	Lap 2	Lap 3	Lap 4	Lap 5	Lap 6	Total
<b>A Female</b>										
104	1	Therese Rhodes	4	00:18:50.5	00:19:39.3	00:19:43.0	00:21:41.6			01:19:54.4
103	2	Tessa Manning	4	00:22:51.5	00:23:37.5	00:23:44.6	00:24:50.8			01:35:04.4
102	3	Joanne Easson	4	00:23:06.5	00:23:51.1	00:25:25.5	00:25:20.7			01:37:43.8
101	4	Kelly Charlton	4	00:24:14.7	00:24:35.2	00:24:44.0	00:25:53.0			01:39:26.9
106	5	Catherine-Seal Yates	4	00:23:47.7	00:25:00.4	00:25:18.5	00:26:44.1			01:40:50.7
<b>A Male</b>										
4	1	Michael Denton	6	00:14:56.0	00:15:39.4	00:15:55.9	00:15:59.7	00:16:10.7	00:16:39.9	01:35:21.7
5	2	Curtis Dowdell	6	00:15:54.7	00:16:38.9	00:17:13.5	00:17:21.1	00:17:50.6	00:16:50.5	01:41:49.3
12	3	Adrian Scott	6	00:17:22.1	00:16:26.6	00:16:43.9	00:16:36.2	00:17:24.7	00:17:49.1	01:42:22.6
9	4	James Knowler	6	00:17:07.1	00:17:40.7	00:18:08.7	00:18:20.6	00:18:58.5	00:20:06.7	01:50:22.4
10	5	Steven Lee	6	00:17:23.0	00:17:50.3	00:18:31.4	00:18:29.6	00:19:28.3	00:19:44.5	01:51:27.1
7	6	Daniel Ham	6	00:17:21.6	00:18:40.2	00:18:17.1	00:18:32.2	00:20:01.6	00:22:30.3	01:55:23.0
1	7	Richard Bates	5	00:16:59.4	00:18:13.3	00:19:06.8	00:18:36.2	00:21:06.4		01:34:02.1
6	8	Damien Hall	5	00:17:45.0	00:18:59.3	00:19:39.8	00:19:50.7	00:21:52.4		01:38:07.3
2	15	Stephen Cook	4	00:17:12.2	00:18:17.0	00:18:49.3	00:14:30.8			01:08:49.3
8	33	Griff Knight	2	00:20:46.9	00:47:03.5	00:00:00.0				01:07:50.4

# Next race is the 09th October 2016 @ (TBC) Flinders Uni



Race Plate	PIC	Rider	Laps	Lap 1	Lap 2	Lap 3	Lap 4	Lap 5	Lap 6	Total
<b>B Female</b>										
603	1	Emily Radcliffe	3	00:25:53.4	00:25:03.5	00:25:28.7				01:16:25.7
601	2	Kay Haarsma	3	00:31:06.2	00:31:49.7	00:39:55.3				01:42:51.2
602	3	fiona mcqueen	2	00:25:39.1	00:28:20.0					00:53:59.1
<b>B Male</b>										
214	1	Sam Walsh	5	00:15:29.9	00:16:18.8	00:16:49.2	00:16:23.5	00:17:08.0		01:22:09.4
207	2	Brodie Hand	5	00:16:21.9	00:16:46.1	00:17:11.3	00:17:16.1	00:17:45.4		01:25:20.8
209	3	Adam Kerin	5	00:16:20.3	00:16:59.7	00:17:50.5	00:18:05.7	00:19:47.9		01:29:04.1
201	4	Robert Allison	5	00:17:23.9	00:18:22.6	00:18:28.7	00:17:16.5	00:17:46.3		01:29:17.9
211	5	Aidan Lampe	5	00:17:06.6	00:17:23.4	00:18:04.5	00:18:37.5	00:19:37.2		01:30:49.2
213	6	Joel Tozer	5	00:16:51.8	00:18:09.7	00:18:22.6	00:18:12.4	00:19:17.4		01:30:54.0
205	7	Will Golding	5	00:19:21.4	00:17:32.2	00:18:00.9	00:17:55.4	00:18:15.2		01:31:05.1
202	8	John Allison	5	00:18:17.2	00:18:17.2	00:18:29.4	00:18:45.2	00:19:18.2		01:33:07.2
212	9	Matthew Sanderson	5	00:18:16.9	00:18:22.2	00:18:34.5	00:18:49.7	00:19:16.1		01:33:19.5
206	10	Carlos Guedez	5	00:17:51.3	00:18:43.8	00:19:08.6	00:19:14.2	00:21:10.1		01:36:08.1
204	11	Timothy Clayton	5	00:17:52.7	00:18:47.9	00:19:34.7	00:19:55.4	00:21:30.4		01:37:41.1
208	12	Mark Harris	5	00:18:27.3	00:19:42.2	00:20:08.5	00:19:56.3	00:20:41.7		01:38:56.0
210	13	David Knight	4	00:19:19.1	00:20:32.2	00:21:19.4	00:22:23.4			01:23:34.0
203	26	Don Bowden	3	00:19:18.0	00:20:51.5	00:20:56.2				01:01:05.7


# Next race is the 09th October 2016 @ (TBC) Flinders Uni



Race Plate	PIC	Rider	Laps	Lap 1	Lap 2	Lap 3	Lap 4	Lap 5	Lap 6	Total
<b>C Grade</b>										
316	1	Bryce Penno	4	00:18:42.8	00:18:16.0	00:19:17.3	00:19:19.0			01:15:35.1
313	2	Geoff Luders	4	00:18:42.4	00:19:27.6	00:19:42.2	00:19:50.4			01:17:42.6
319	3	Samuel Rosenzweig	4	00:19:34.9	00:19:02.6	00:19:38.6	00:19:47.9			01:18:03.9
315	4	Stephen Manson	4	00:18:47.7	00:19:08.4	00:20:21.0	00:19:54.7			01:18:11.7
308	5	Bryce Dolman	4	00:19:50.1	00:19:17.7	00:20:06.0	00:20:16.4			01:19:30.2
322	6	Nicholas Tilbrook	4	00:19:51.3	00:20:04.5	00:20:09.9	00:20:53.0			01:20:58.6
321	7	Mark Thomson	4	00:19:56.9	00:20:38.2	00:21:29.9	00:20:57.9			01:23:02.8
301	8	Paul Barker	4	00:20:17.3	00:20:57.7	00:21:04.0	00:21:48.7			01:24:07.7
307	9	Mark Dickson	4	00:21:21.5	00:21:07.1	00:21:31.7	00:21:05.4			01:25:05.7
309	10	Cameron Dowdell	4	00:19:53.6	00:30:29.4	00:20:03.2	00:20:45.4			01:31:11.6
311	11	Troy Flower	4	00:27:28.8	00:24:31.4	00:19:52.5	00:20:11.8			01:32:04.5
302	12	Damian Cravero	4	00:22:10.7	00:22:09.9	00:24:38.8	00:24:52.6			01:33:52.0
314	13	Mark Manning	3	00:22:39.1	00:23:48.2	00:25:44.0				01:12:11.3
304	14	Scott Denton	3	00:24:58.4	00:26:12.1	00:27:53.0				01:19:03.5
312	15	Chris Hutchesson	3	00:28:07.1	00:30:41.5	00:32:44.7				01:31:33.3
320	45	Pete Smith	1	00:18:43.0						00:18:43.0




# Next race is the 09th October 2016 @ (TBC) Flinders Uni



Race Plate	PIC	Rider	Laps	Lap 1	Lap 2	Lap 3	Lap 4	Lap 5	Lap 6	Total
<b>D Grade</b>										
408	1	Tristan Just	3	00:18:48.6	00:19:36.2	00:19:36.8				00:58:01.7
411	2	Jack Valentini	3	00:19:09.7	00:19:32.5	00:19:58.5				00:58:40.7
405	3	Brad Greenham	3	00:19:48.0	00:20:15.7	00:21:16.3				01:01:20.0
402	4	Scott Forster	3	00:20:10.5	00:21:08.4	00:21:35.1				01:02:54.1
404	5	Terry Golding	3	00:22:25.5	00:22:32.2	00:22:01.9				01:06:59.5
410	6	Paul Suter	3	00:21:11.7	00:22:25.3	00:23:28.6				01:07:05.6
401	7	Robyn Couch	3	00:23:17.6	00:24:51.3	00:24:51.8				01:13:00.7
413	8	David Wight	3	00:30:00.2	00:21:13.8	00:21:54.9				01:13:08.9
412	9	Craig Watkin	3	00:23:52.3	00:24:48.3	00:25:31.1				01:14:11.7
409	10	Sean McFarland	3	00:23:03.2	00:25:41.2	00:25:31.1				01:14:15.6
403	11	Preston Giffen	3	00:24:17.4	00:24:46.3	00:30:03.9				01:19:07.6
414	12	Nasser zreika	3	00:25:35.4	00:28:45.8	00:27:50.7				01:22:11.9
407	13	Shayne Howe	3	00:23:46.1	00:28:43.4	00:30:38.6				01:23:08.1
<b>E Grade</b>										
502	1	Neil Penno	2	00:23:31.7	00:23:12.7					00:46:44.4
505	2	chris valle	2	00:23:34.1	00:23:24.4					00:46:58.6
504	3	Paul Reynolds	2	00:50:02.3	00:52:30.4					01:42:32.7

# Next race is the 09th October 2016 @ (TBC) Flinders Uni



Race Plate	PIC	Rider	Laps	Lap 1	Lap 2	Lap 3	Lap 4	Lap 5	Lap 6	Total
<b>Junior A</b>										
705	1	Ashleigh Moseley	3	00:17:08.2	00:18:31.3	00:17:41.4				00:53:20.8
707	2	Max Ritchie	3	00:20:02.0	00:20:55.8	00:21:22.4				01:02:20.2
704	3	Ethan Miller	3	00:20:04.4	00:24:06.9	00:27:42.6				01:11:53.9
701	4	Cameron Bunge	3	00:22:37.7	00:25:06.2	00:26:51.6				01:14:35.5
702	5	Harrison Cheesman	3	00:24:45.4	00:26:59.9	00:25:33.6				01:17:18.9
703	6	Emily Hill	3	00:25:55.1	00:26:23.7	00:26:59.3				01:19:18.1
<b>Junior B</b>										
806	1	Ryan Knight	2	00:16:32.5	00:16:15.5					00:32:48.0
803	2	Bailey Gugg	2	00:16:33.0	00:16:18.4					00:32:51.4
802	3	Jarrad Cork	2	00:20:11.7	00:21:38.6					00:41:50.4
805	4	Ted Hope	2	00:24:19.3	00:35:00.0					00:59:19.3
804	5	Eddie Herft	2	00:17:00.3	00:19:36.6					00:36:36.9
801	6	Harry Cook	2	00:18:37.3	00:20:09.1					00:38:46.5